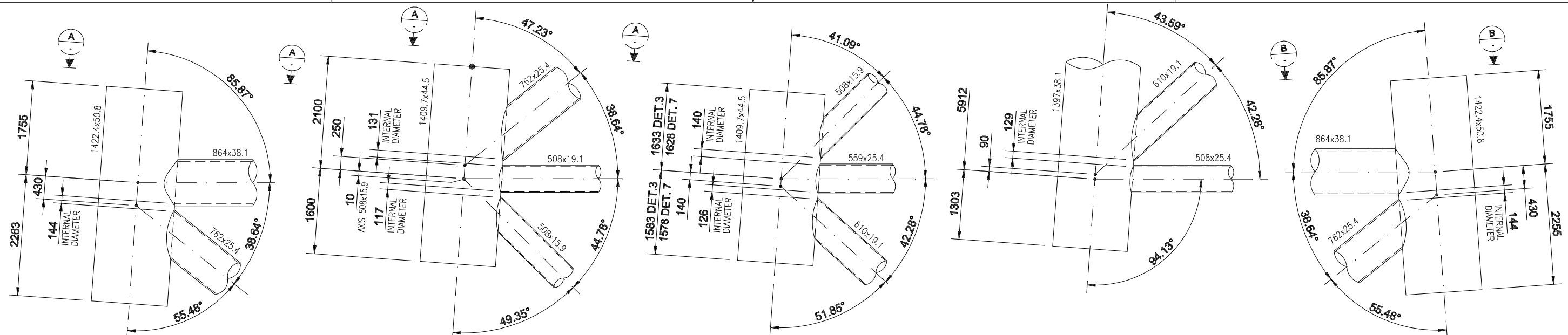


This drawing and the design it covers are the property of PETROMAR. They are merely loaned and on the borrower's express agreement that they will not be reproduced, copied, loaned, exhibited, nor used except in the limited way and private use permitted by the lender to the borrower.



1 DETAIL  
Sh.1 Scale: NTS

2 DETAIL  
Sh.1 Scale: NTS

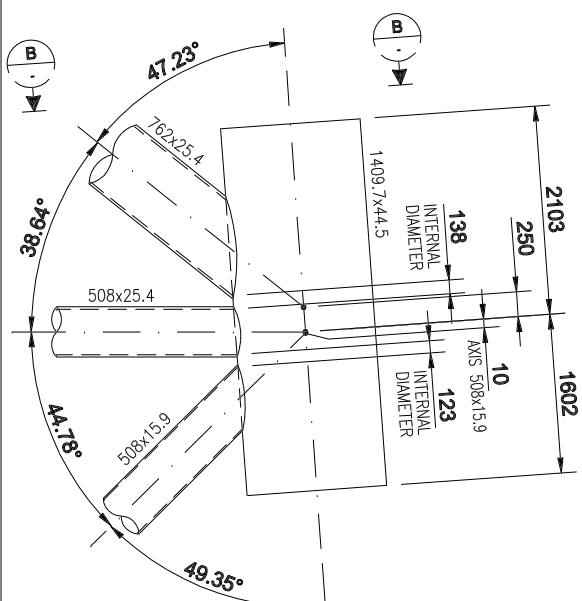
3 DETAIL AS SHOWN  
Sh.1 Scale: NTS

7 DETAIL OPPOSITE HAND  
Sh.1 Scale: NTS

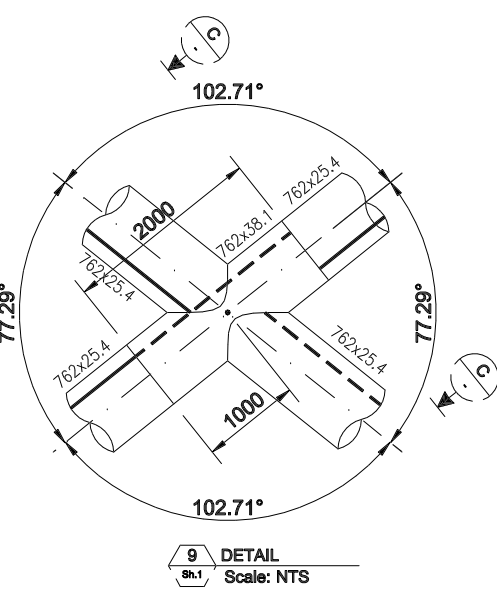
4 DETAIL AS SHOWN  
Sh.1 Scale: NTS

8 DETAIL OPPOSITE HAND  
Sh.1 Scale: NTS

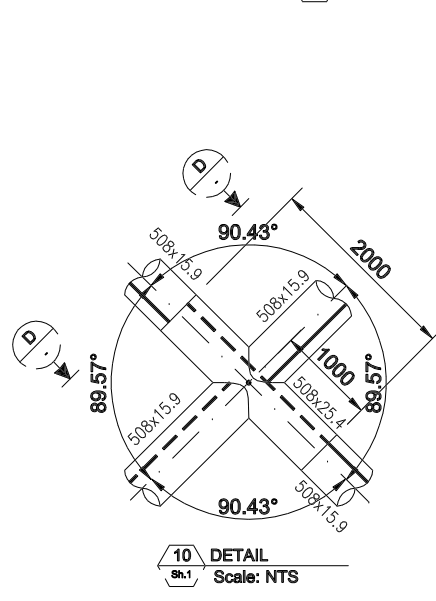
5 DETAIL  
Sh.1 Scale: NTS



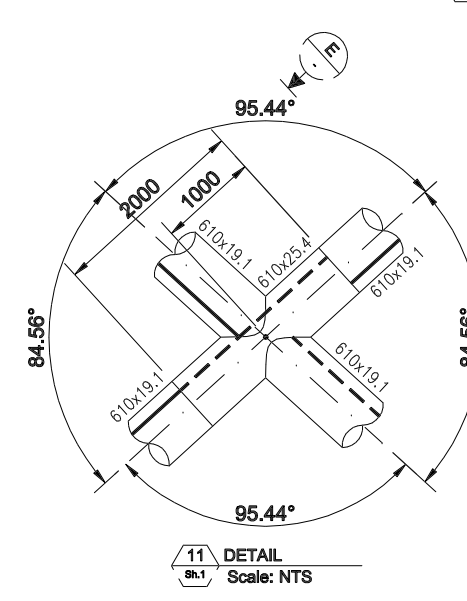
6 DETAIL  
Sh.1 Scale: NTS



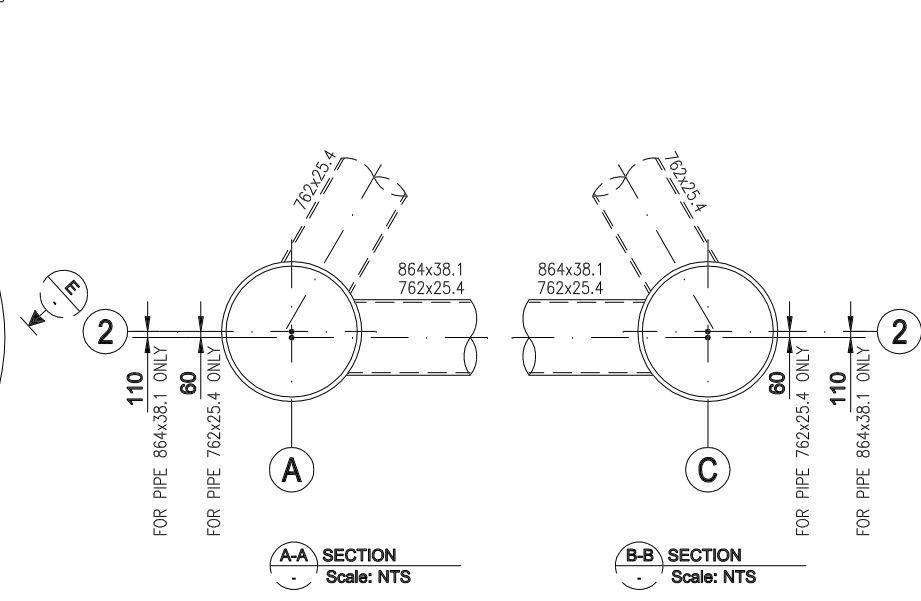
9 DETAIL  
Sh.1 Scale: NTS



10 DETAIL  
Sh.1 Scale: NTS

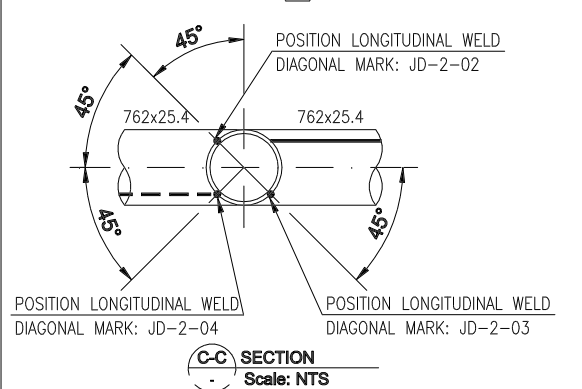


11 DETAIL  
Sh.1 Scale: NTS

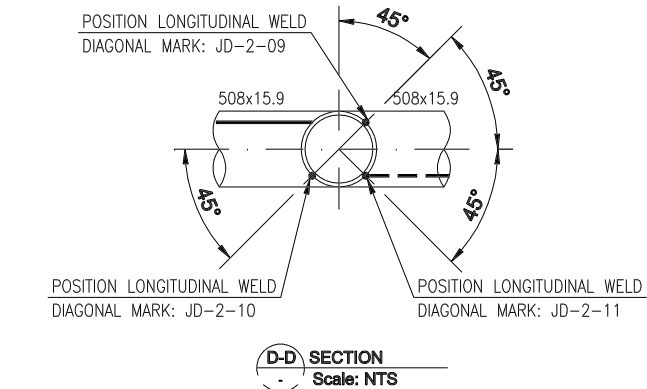


A-A SECTION  
Scale: NTS

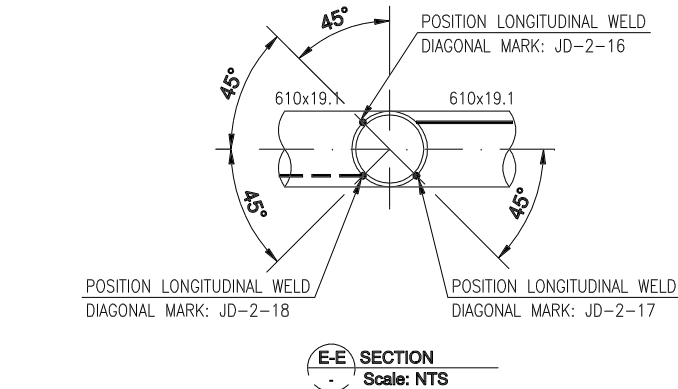
B-B SECTION  
Scale: NTS



C-C SECTION  
Scale: NTS



D-D SECTION  
Scale: NTS



E-E SECTION  
Scale: NTS

NOTES

- 1 - ALL DIMENSIONS ARE IN MILLIMETRES U.N.O.
- 2 - ALL ELEVATIONS ARE REFERRED TO MEAN LOW WATER (M.L.W.) ± 0.00 m.
- 3 - THE SYMBOL FWxx INDICATES WELDS TO BE PERFORMED IN FIELD
- 4 - LONGITUDINAL WELD N.S.
- 5 - LONGITUDINAL WELD F.S.

| REF. DOC. N°                | REV | REFERENCE DOCUMENT TITLE            | Rev. | Date DD-MM-YY | Revision Description | ICA<br>Originator<br>Visa | NAR<br>Checker<br>Visa | MMF<br>Approval<br>Visa | ADV/DMOI<br>Project<br>Visa |
|-----------------------------|-----|-------------------------------------|------|---------------|----------------------|---------------------------|------------------------|-------------------------|-----------------------------|
| F33099-PTM-100-STR-ASD-1200 | 01  | JACKET- ASSEMBLY                    |      |               |                      |                           |                        |                         |                             |
| AO-042-SC-070-039010        | 02  | JACKET- ELEVATION 2                 |      |               |                      |                           |                        |                         |                             |
|                             | 1   | 15-DEC-08 APPROVED FOR CONSTRUCTION |      |               |                      |                           |                        |                         |                             |

Scale: N.T.S.

Original Paper size: A3

Plotter: A1, A3

Company: TOTAL E&P ANGOLA - BLOCK 17

Project name: BLOCK 2 SINGLE CENTRAL PLATFORM (SCP)

Company's contract N°: N/A Product: N/A Type of document: DRAWING

Company's document identification: -

Contractors: **Salpem sa. Petromar**  
TECHNICAL OFFICE - SOYO, YARD

Document title: JACKET PRIMARY STEEL SUBASSEMBLY - SJ1 DETAILS 1 + 11

Contractor's documentation identification:

| Job N° | Origin | Unit | Discipline | Doc. Type | Seq. Num. | Sheet | Rev. |
|--------|--------|------|------------|-----------|-----------|-------|------|
| F33099 | PTM    | 100  | STR        | SAD       | 1100      | 2-15  | 1    |